

## *Ampney Crucis C of E Primary School*

School Lane, Ampney Crucis  
Cirencester, Glos. GL7 5SD

Tel. & Fax No: (01285) 851440

E-mail: [admin@ampneycrucis.gloucs.sch.uk](mailto:admin@ampneycrucis.gloucs.sch.uk)

Website: [ampneycrucis.gloucs.sch.uk](http://ampneycrucis.gloucs.sch.uk)

Head teacher: Mrs Tana Wood

*A Voluntary Aided School*

*"Together we live, learn and flourish."*

24.2.25

Dear Parents and Carers,

I hope you all had an enjoyable and restful half term. We are hoping that, as we move into Spring, we will have lots of lovely weather ahead of us so that we can enjoy the outdoor space in drier weather!

Our new big question for this term is, 'I wonder how things grow?' and through this, we will be learning about the growing process for both plants and animals, looking at the life cycles of beans, seeds including sunflowers, fruit and vegetables, and of chicks, butterflies and frogs. We will be planting our own seeds and tending to our allotment, observing how they grow and recording our findings. If the children would like to plant any of their own seeds from home, they are more than welcome to bring them in. We are hoping to host a market stall once our crops are ready to harvest so please look out for that later in the year!

*Class Trip to Abbey Home Farm  
Thursday 27<sup>th</sup> March*

### **Forest School**

Forest School will continue for Maple children on a Thursday afternoon.

### **PE**

This term PE will be on a Monday and Tuesday. We will be learning Cricket and Netball. Please ensure children come to school dressed in their PE kits on these days.

### **Reading and Writing**

We will continue to learn new level 3 sounds over the next 4 weeks and will then spend time reinforcing these to ensure the children are confident recognising and applying the sounds in their reading and writing. As previously mentioned, children often find it trickier to remember and apply the digraphs and trigraphs so please ensure you are practicing them at home each day. Please continue to read each day and make a comment in their book, it is important that children reread books to develop their sight vocabulary, fluency, expression and understanding of each text. We will only change books if we can see that they have been read at home.

### **Maths**

Last term, the children showed brilliant understanding of partitioning numbers and are becoming more confident to add and subtract. We will be continuing to build our skills as we focus on addition and

subtraction for totals to 7 and 8. This will further reinforce the mathematical language introduced last term.

### **Music performance**

We are excited to be taking part in the Samba Drumming performance at Cheltenham Town Hall on Monday 17<sup>th</sup> March 2025. Unfortunately parents cannot attend this, but we will have a class concert, in school, for you to see what the children have been learning (date to follow).

A few housekeeping things and reminders:






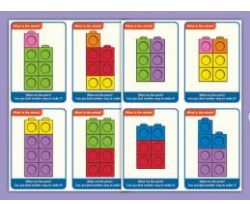
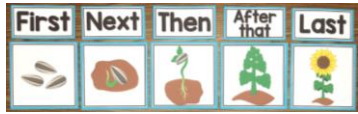





- Please ensure all clothing is named
- Please ensure your child brings their reading books, reading record, sound card ring and tricky word ring to school everyday
- The children need to bring fresh water (not juice or squash) to school each day in a named water bottle
- Please ensure your child is dressed appropriately for the weather each day
- If someone else is collecting your child at the end of the school day, please ensure you email the office ([admin@ampneycrucis.gloucs.sch.uk](mailto:admin@ampneycrucis.gloucs.sch.uk)) even if you have spoken to someone on the door at drop off.
- If your child needs to change during the school day, please remember to send in spare clothes to replace those used. In addition, if you have any school spares at home, please return them to school as soon as possible, as our stocks are very low.

Please ask if you have any questions or queries.

Many thanks,

Mrs Hopkins, Mrs Duffey & Mrs Cordell

# I wonder how things grow?

<h3>Personal, Social, Emotional Development</h3> <ul style="list-style-type: none"><li>* Set and work towards simple goals, being able to wait when necessary</li><li>* Explain the reason for rules, know right from wrong &amp; try to behave accordingly</li><li>* Work and play co-operatively</li><li>* Self – awareness</li><li>* Passion</li></ul> 	<h3>Communication &amp; Language</h3> <ul style="list-style-type: none"><li>* Engage in conversation with teachers and peers</li><li>* Express own ideas and feelings using full sentences and appropriate tense</li></ul> 	<h3>Physical Development</h3> <ul style="list-style-type: none"><li>* PE – Atlas Sports: Netball</li><li>* PE – English Cricket Board: Cricket</li><li>* Move energetically such as running, jumping, dancing, hopping, skipping and climbing.</li></ul> 
<h3>Reading &amp; Writing</h3> <ul style="list-style-type: none"><li>* Reinforcing Level 3 phonics</li><li>* Read tricky words: <i>he, she, me, be, we, was, my, you, they, here, all, are</i></li><li>* Spell tricky words: <i>I, go, no, to, the</i></li><li>* Segmenting for spelling</li><li>* Blending and segmenting 2 syllable words</li><li>* Form all upper and lower case letters correctly</li><li>* Reading and writing captions</li></ul>  	<h3>Maths</h3> <ul style="list-style-type: none"><li>* Composition and calculation of 7, 8 and 9</li><li>* Sequences</li><li>* Using sequential language: first, then, next, after that, finally</li><li>* Creating sequences for instructions</li><li>* Combining and decomposing 2D shapes to create new shapes</li><li>* Solving problems involving 3D shapes</li></ul>  	
<h3>Understanding the World</h3> <ul style="list-style-type: none"><li>* Growing our own food</li><li>* Life cycle of beans/seeds/animals</li><li>* Changing states of matter – ice cream</li><li>* Understanding how we belong to our family, school and the church</li><li>* Focus person: David Attenborough</li></ul>   	<h3>Expressive Arts and Design</h3> <ul style="list-style-type: none"><li>* Printing using fruits and vegetables</li><li>* Leaf hammer printing</li><li>* Leaf rubbings</li><li>* Block printing</li><li>* Focus artist: Van Gogh</li><li>* Improve creations and explain process used</li></ul>  	

## Homework:

- Daily practise of sounds and words; word building using new sounds
- Daily reading of school book, discussing what has happened and why and what might happen next
- Partitioning numbers using everyday objects such as cutlery, apples, toy cars or animals
- Counting to 20 forward and back
- Recognising numbers up to 20